
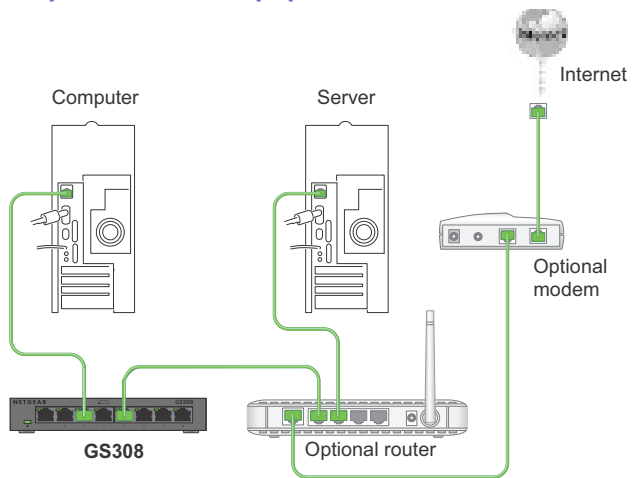



Gigabit Ethernet Switch GS308



Step 1. Connect equipment



Step 2. Connect power



Step 3. Check status



Power LED



On



Off

Port LEDs



Ethernet link



Activity (blinking)



No link (off)

Specifications	Description
Network interface	RJ-45 connector for 10BASE-T, 100BASE-TX, or 1000BASE-T
Network cable	Category 5 (Cat 5) or better Ethernet cable
Ports	8
Power adapter	12V @ 1.0A DC input
Power consumption	3.8W max
Weight	0.40 Kg (0.88 lbs)
Dimensions (W x D x H)	158 mm x 102 mm x 26 mm (6.22 in. x 4.02 in. x 1.02 in.)
Operating temperature	0°–40° C (32°–104° F)
Operating humidity	10%–90% relative humidity, noncondensing
Certifications	CE mark, CB, CE Class B, C-Tick Class B



January 2013

For the current EU Declaration of Conformity, visit
http://support.netgear.com/app/answers/detail/a_id/11621/.

Technical Support

Thank you for selecting NETGEAR products.

After installing your device, locate the serial number on the label of your product and use it to register your product at <https://my.netgear.com>.

You must register your product before you can use NETGEAR telephone support. NETGEAR recommends registering your product through the NETGEAR web site. For product updates and web support, visit <http://support.netgear.com>.

NETGEAR recommends that you use only the official NETGEAR support resources.

NETGEAR, the NETGEAR logo, and Connect with Innovation are trademarks and/or registered trademarks of NETGEAR, Inc. and/or its subsidiaries in the United States and/or other countries. Information is subject to change without notice. Other brand and product names are registered trademarks or trademarks of their respective holders. © NETGEAR, Inc. All rights reserved.
Intended for indoor use only in all EU member states, EFTA states, and Switzerland.