



UniFi® | SWITCH **Flex**

Indoor/Outdoor 5-Port Gigabit
Switch with PoE Support

Model: USW-Flex

QUICK START GUIDE

Package Contents



UniFi Switch Flex



Wall Mount

Pole Mount

Port Cover



Mounting Screws
(Qty. 2)



Screw Anchors
(Qty. 2)



Zip Ties
(Qty. 2)

System Requirements

- Linux, Mac OS X, or Microsoft Windows 7/8/10
- Java Runtime Environment 1.8 or above recommended
- Web Browser: Google Chrome (Other browsers may have limited functionality)
- UniFi Controller software v5.11.36 (or newer), available at: ui.com/download/unifi

All UniFi devices support off-site management controllers. For setup details, refer to the User Guide on the website: ui.com/download/unifi

Hardware Overview

Front Panel



Port	Description
Ports 1-5	RJ45 ports support 10/100/1000 Mbps Ethernet connections.
PoE In (Port 1)	Supports 802.3af/at/bt

Top Panel



LEDs

System

State	Status
Steady White	Factory defaults, awaiting adoption.
Flashing White	Bootup in process.
Steady Blue	Successfully adopted.
Flashing Blue	Firmware upgrade in process.

RJ-45 LEDs

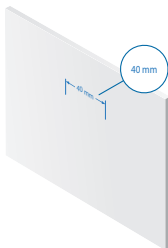
LED	State	Status
PoE	Off	No PoE
	Amber	Powered on, IEEE 802.3af
Link/ Speed/ Activity	Off	No Link
	Green	Link established at 10/100/1000 Mbps Flashing indicates activity

Hardware Installation

The UniFi Switch can be placed on a flat surface or mounted on a wall or pole.

Wall Mounting

1. Use the *Wall Mount* as a template to mark two holes on the installation surface.



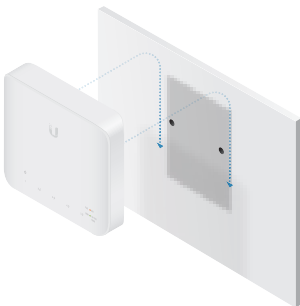
2. Use a 6mm drill bit to predrill the two holes.



3. Insert the screw anchors into the predrilled holes and secure the *Wall Mount* using the *Mounting Screws*.



4. Mount the switch to the wall by pressing it over the *Wall Mount* and sliding it down until it locks into place.



Magnetic Mounting

1. Slide the *Wall Mount* into the rear panel of the switch until it snaps into place.




2. Place or hang the switch on a magnetic surface.

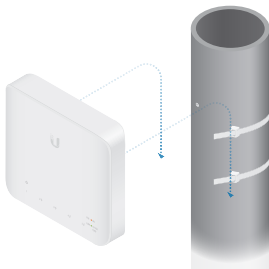


Pole Mounting

1. Slide the two *Plastic Zip Ties* through the notches in the *Pole Mount* and fasten to the pole.



2. Press the switch over the *Pole Mount* and slide it down until it locks into place.



NOTE: For outdoor installations, please install the *Port Cover* prior to connecting your Ethernet cables. See *Outdoor Installation*.


Powering the Switch

Connect an Ethernet cable from an 802.3af/at/bt switch or PoE adapter to the **PoE In** port (Port 1) on the switch.



Connecting Ethernet

1. Connect an Ethernet cable from your DHCP server or LAN device to any port 2 through 5.



NOTE: For outdoor installations, please install the *Port Cover* prior to connecting your Ethernet cables. See *Outdoor Installation*.

Outdoor Installation

1. Attach the bottom half of the *Port Cover* to the switch and snap it into place.



2. Connect an Ethernet cable from an 802.3af/at/bt switch or PoE adapter to the **PoE In** port (Port 1) on the switch and a LAN cable to any port 2 through 5.



3. Place the top half of the *Port Cover* over the bottom half and snap them together.




Disconnect Ethernet Cable(s)

1. Remove the *Port Cover* from the USW-Flex.



2. Disconnect the Ethernet cable(s) from the USW-Flex.




3. Separate the top half of the *Port Cover* from the bottom half.




4. Slide the Ethernet cables out through the opening of the *Port Cover*.

Software Installation

Download and install the latest version of the UniFi Controller software at ui.com/download/unifi and follow the on-screen instructions.

 **Note:** If you already have UniFi Controller v5.10.x or newer installed, skip to *Adopting the UniFi Switch*.

After you have installed the software and run the UniFi Installation Wizard, a login screen will appear for the UniFi Controller management interface. Enter the admin name and password that you created and click **Sign In**.



You can manage your network and view network statistics using the UniFi Controller management interface.

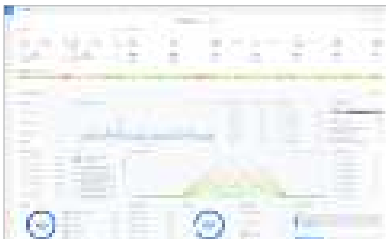
To adopt the UniFi Switch, proceed to the *Adopting the UniFi Switch* section.

For information on configuring and using the UniFi Controller software, refer to the User Guide on the website:

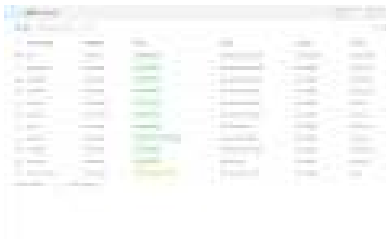
ui.com/download/unifi

Adopting the UniFi Switch

1. From the UniFi Controller dashboard, click **Devices** in the left menu bar.



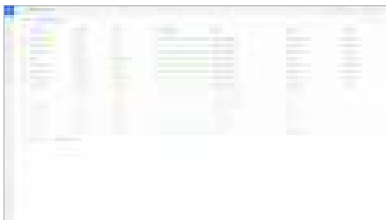
2. On the *Devices* screen, locate the UniFi Switch in the list of devices under the *Model* column. To adopt the UniFi Switch, click **Adopt**.



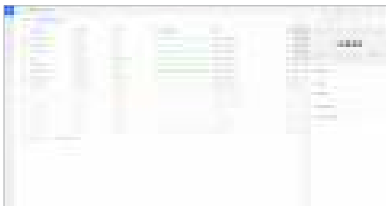
3. The *System* LED on the UniFi Switch will turn blue to confirm that it has been successfully adopted.

Enabling PoE Injector Mode

1. In UniFi Controller, click the *Devices* icon ☉ and select **UniFi Switch Flex 5 POE** from the list.



2. Click the *Config* icon ⚙️ in the *Properties* window.




3. Click **General** and select **PoE Injector**.



-  **Note:** The option to select *PoE Injector* will only appear if the switch is actually powered by a PoE injector.

4. Click **Confirm** if the USW-Flex is powered by a PoE Adapter with a power rating of 50V/60W or better. Otherwise, click **Cancel** and replace the PoE Adapter with one that does have a power rating of 50V/60W or better.



5. Once confirmed, click **Save** under the *General* section, to complete the installation.

Specifications

USW-Flex	
Dimensions	122.5 x 107.1 x 28.0 mm (4.82 x 4.22 x 1.10")
Weight	230 g (8.11 oz)
Networking Interfaces	(5) 10/100/1000 Mbps RJ45 Ports
Management Interface	Ethernet In-Band
Power Method (Port 1)	
PoE Mode 1	802.3af/at (Pins 1, 2+; 3, 6-) ¹
PoE Mode 2	802.3bt (Pins 1, 2+; 3, 6- and 4, 5+; 7, 8-) ²
PoE Mode 3	54V / 1.1A PoE Adapter ³
PoE Out (Ports 2-5)	802.3af (Pins 1, 2+; 3, 6-)
Max. Power Consumption (Excluding PoE Output)	5W
Max PoE+ Wattage Per Port	15.4W
Total PoE Power Budget	
Powered by AF mode PSE	8W
Powered by AT mode PSE	20W
Powered by BT mode PSE	46W
Powered by PoE adapter (Enabled in Controller)	46W
Voltage Range	
802.3af	44 - 57V
802.3at/bt	50 - 57V
LEDs	
System	Status
RJ45 Data Ports	PoE; Link/Speed/Activity
ESD/EMP Protection	± 16kV Air, ± 16kV Contact
Operating Temperature	
46W PoE Output	-40 to 55° C (-40 to 131° F)
25W PoE Output	-40 to 65° C (-40 to 149° F)
Operating Humidity	5 to 95% Noncondensing
Certifications	CE, FCC, IC


¹Recommended PoE power source: US-8-150W (sold separately)


²Recommended PoE power source: USW-Industrial (sold separately)


³Recommended PoE power source: POE-50-60W-WH (sold separately)
(POE-50-60W-WH requires enabling injector mode in UniFi Controller)


Safety Notices

1. Read, follow, and keep these instructions.
2. Heed all warnings.
3. Only use attachments/accessories specified by the manufacturer.

 **WARNING:** Failure to provide proper ventilation may cause fire hazard. Keep at least 20 mm of clearance next to the ventilation holes for adequate airflow.

 **WARNING:** To reduce the risk of fire or electric shock, do not expose this product to rain or moisture.

 **WARNING:** Do not use this product in a location that can be submerged by water.

 **WARNING:** Do not use this product during an electrical storm. Remote risk of electric shock from lightning.

Electrical Safety Information

1. Compliance is required with respect to voltage, frequency, and current requirements indicated on the manufacturer's label. Connection to a different power source than those specified may result in improper operation, damage to the equipment or pose a fire hazard if the limitations are not followed.
2. There are no operator serviceable parts inside this equipment. Service should be provided only by a qualified service technician.

Limited Warranty

ui.com/support/warranty

The limited warranty requires the use of arbitration to resolve disputes on an individual basis, and, where applicable, specify arbitration instead of jury trials or class actions.

Compliance

FCC

Changes or modifications not expressly approved by the party responsible for compliance could void the user's authority to operate the equipment.

This device complies with part 15 of the FCC Rules. Operation is subject to the following two conditions:

- (1) This device may not cause harmful interference, and
- (2) this device must accept any interference received, including interference that may cause undesired operation.

This equipment has been tested and found to comply with the limits for a Class B digital device, pursuant to Part 15 of the FCC Rules. These limits are designed to provide reasonable protection against harmful interference in a residential installation. This equipment generates, uses, and can radiate radio frequency energy and, if not installed and used in accordance with the instructions, may cause harmful interference to radio communications. However, there is no guarantee that interference will not occur in a particular installation. If this equipment does cause harmful interference to radio or television reception, which can be determined by turning the equipment off and on, the user is encouraged to try to correct the interference by one or more of the following measures:

- Reorient or relocate the receiving antenna.
- Increase the separation between the equipment and receiver.
- Connect the equipment into an outlet on a circuit different from that to which the receiver is connected.

Consult the dealer or an experienced technician for help.

ISED Canada

CAN ICES-3(B)/NMB-3(B)

Australia and New Zealand



CE Marking

CE marking on this product represents the product is in compliance with all directives that are applicable to it.



RoHS/WEEE Compliance Statement



English

European Directive 2012/19/EU requires that the equipment bearing this symbol on the product and/or its packaging must not be disposed of with unsorted municipal waste. The symbol indicates that this product should be disposed of separately from regular household waste streams. It is your responsibility to dispose of this and other electric and electronic equipment via designated collection facilities appointed by the government or local authorities. Correct disposal and recycling will help prevent potential negative consequences to the environment and human health. For more detailed information about the disposal of your old equipment, please contact your local authorities, waste disposal service, or the shop where you purchased the product.

Deutsch

Die Europäische Richtlinie 2012/19/EU verlangt, dass technische Ausrüstung, die direkt am Gerät und/oder an der Verpackung mit diesem Symbol versehen ist, nicht zusammen mit unsortiertem Gemeindeabfall entsorgt werden darf. Das Symbol weist darauf hin, dass das Produkt von regulärem Haushaltemüll getrennt entsorgt werden sollte. Es liegt in Ihrer Verantwortung, dieses Gerät und andere elektrische und elektronische Geräte über die dafür zuständigen und von der Regierung oder örtlichen Behörden dazu bestimmten Sammelstellen zu entsorgen. Ordnungsgemäßes Entsorgen und Recyceln trägt dazu bei, potentielle negative Folgen für Umwelt und die menschliche Gesundheit zu vermeiden. Wenn Sie weitere Informationen zur Entsorgung Ihrer Altgeräte benötigen, wenden Sie sich bitte an die örtlichen Behörden oder städtischen Entsorgungsdienste oder an den Händler, bei dem Sie das Produkt erworben haben.

Español

La Directiva 2012/19/UE exige que los equipos que lleven este símbolo en el propio aparato y/o en su embalaje no deben eliminarse junto con otros residuos urbanos no seleccionados. El símbolo indica que el producto en cuestión debe separarse de los residuos domésticos convencionales con vistas a su eliminación. Es responsabilidad suya desechar este y cualesquiera otros aparatos eléctricos y electrónicos a través de los puntos de recogida que ponen a su disposición el gobierno y las autoridades locales. Al desechar y reciclar correctamente estos aparatos estará contribuyendo a evitar posibles consecuencias negativas para el medio ambiente y la salud de las personas. Si desea obtener información más detallada sobre la eliminación segura de su aparato usado, consulte a las autoridades locales, al servicio de recogida y eliminación de residuos de su zona o pregunte en la tienda donde adquirió el producto.

Français

La directive européenne 2012/19/UE exige que l'équipement sur lequel est apposé ce symbole sur le produit et/ou son emballage ne soit pas jeté avec les autres ordures ménagères. Ce symbole indique que le produit doit être éliminé dans un circuit distinct de celui pour les déchets des ménages. Il est de votre responsabilité de jeter ce matériel ainsi que tout autre matériel électrique ou électronique par les moyens de collecte indiqués par le gouvernement et les pouvoirs publics des collectivités territoriales. L'élimination et le recyclage en bonne et due forme ont pour but de lutter contre l'impact néfaste potentiel de ce type de produits sur l'environnement et la santé publique. Pour plus d'informations sur le mode d'élimination de votre ancien équipement, veuillez prendre contact avec les pouvoirs publics locaux, le service de traitement des déchets, ou l'endroit où vous avez acheté le produit.

Italiano

La direttiva europea 2012/19/UE richiede che le apparecchiature contrassegnate con questo simbolo sul prodotto e/o sull'imballaggio non siano smaltite insieme ai rifiuti urbani non differenziati. Il simbolo indica che questo prodotto non deve essere smaltito insieme ai normali rifiuti domestici. È responsabilità del proprietario smaltire sia questi prodotti sia le altre apparecchiature elettriche ed elettroniche mediante le specifiche strutture di raccolta indicate dal governo o dagli enti pubblici locali. Il corretto smaltimento ed il riciclaggio aiuteranno a prevenire conseguenze potenzialmente negative per l'ambiente e per la salute dell'essere umano. Per ricevere informazioni più dettagliate circa lo smaltimento delle vecchie apparecchiature in Vostro possesso, Vi invitiamo a contattare gli enti pubblici di competenza, il servizio di smaltimento rifiuti o il negozio nel quale avete acquistato il prodotto.

Declaration of Conformity

български [Bulgarian] С настоящото UBIQUITI декларира, че това устройство USW-Flex е в съответствие със съществените изисквания и други приложими разпоредби на Директиви 2014/30/ЕС, 2014/35/ЕС. Цялостният текст на ЕС декларацията за съответствие може да се намери на следния интернет адрес: **ui.com/compliance**

Hrvatski [Croatian] UBIQUITI ovim putem izjavljuje da je ovaj uređaj USW-Flex sukladan osnovnim zahtjevima i ostalim bitnim odredbama Direktiva 2014/30/EU, 2014/35/EU. Gjeloviti tekst EU izjave o sukladnosti dostupan je na sljedećoj internetskoj adresi: **ui.com/compliance**

Čeština [Czech] UBIQUITI tímto prohlašuje, že toto USW-Flex zařízení, je ve shodě se základními požadavky a dalšími příslušnými ustanoveními směrnic 2014/30/EU, 2014/35/EU. Úplně znění EU prohlášení o shodě je k dispozici na této internetové adrese: **ui.com/compliance**

Dansk [Danish] Hermed, UBIQUITI, erklærer at denne USW-Flex enhed, er i overensstemmelse med de væsentlige krav og øvrige relevante krav i direktiver 2014/30/EU, 2014/35/EU. EU-overensstemmelseserklæringens fulde tekst kan findes på følgende internetadresse: **ui.com/compliance**

Nederlands [Dutch] Hierbij verklaart UBIQUITI, dat deze USW-Flex apparaat, in overeenstemming is met de essentiële eisen en de andere relevante bepalingen van richtlijnen 2014/30/EU, 2014/35/EU. De volledige tekst van de EU-conformiteitsverklaring kan worden geraadpleegd op het volgende internetadres: **ui.com/compliance**

English Hereby, UBIQUITI, declares that this USW-Flex device, is in compliance with the essential requirements and other relevant provisions of Directives 2014/30/EU, 2014/35/EU. The full text of the EU declaration of conformity is available at the following internet address: **ui.com/compliance**

Eesti keel [Estonian] Käesolevaga UBIQUITI kinnitab, et antud USW-Flex seade, on vastavus oluliste nõuetele ja teistele asjakohastele sätetele direktiivide 2014/30/EL, 2014/35/EL. ELi vastavusdeklaratsiooni täielik tekst on kättesaadav järgmisel internetiaadressil: **ui.com/compliance**

Suomi [Finnish] Täten UBIQUITI vakuuttaa, että tämä USW-Flex laite, on yhdenmukainen olennaisten vaatimusten ja muiden sitä koskevien direktiivien 2014/30/EU, 2014/35/EU. EU-vaatimustenmukaisuusvakuutuksen täysimittainen teksti on saatavilla seuraavassa internetosoitteessa: **ui.com/compliance**

Français [French] Par la présente UBIQUITI déclare que l'appareil USW-Flex, est conforme aux exigences essentielles et aux autres dispositions pertinentes des directives 2014/30/UE, 2014/35/UE. Le texte complet de la déclaration UE de conformité est disponible à l'adresse internet suivante: **ui.com/compliance**

Deutsch [German] Hiermit erklärt UBIQUITI, dass sich dieses USW-Flex Gerät, in Übereinstimmung mit den grundlegenden Anforderungen und den anderen relevanten Vorschriften der Richtlinien 2014/30/EU, 2014/35/EU befindet. Der vollständige Text der EU-Konformitätserklärung ist unter der folgenden Internetadresse verfügbar: **ui.com/compliance**

Ελληνικά [Greek] Δια του παρόντος, UBIQUITI, δηλώνει ότι αυτή η συσκευή USW-Flex, είναι σε συμμόρφωση με τις βασικές απαιτήσεις και τις λοιπές σχετικές διατάξεις των οδηγιών 2014/30/ΕΕ, 2014/35/ΕΕ. Το πλήρες κείμενο της δήλωσης συμμόρφωσης ΕΕ διατίθεται στην ακόλουθη ιστοσελίδα στο διαδίκτυο: **ui.com/compliance**

Magyar [Hungarian] Ezennel UBIQUITI kijelenti, hogy ez a USW-Flex készülék megfelel az alapvető követelményeknek és más vonatkozó 2014/30/EU, 2014/35/EU irányelvek rendelkezéseit. Az EU-megfelelőségi nyilatkozat teljes szövege elérhető a következő internetes címen: **ui.com/compliance**

Íslenska [Icelandic] Hér, UBIQUITI, því yfir að þetta USW-Flex tæki er í samræmi við grunnkröfur og önnur viðeigandi ákvæði tilskipana 2014/30/ESB, 2014/35/ESB. Fullur texti ESB samræmisfyrirlysing er að finna á eftirfarandi netfangi: **ui.com/compliance**

Italiano [Italian] Con la presente, UBIQUITI, dichiara che questo dispositivo USW-Flex, è conforme ai requisiti essenziali ed alle altre disposizioni pertinenti delle direttive 2014/30/UE, 2014/35/UE. Il testo completo della dichiarazione di conformità UE è disponibile al seguente indirizzo Internet: **ui.com/compliance**

Latviešu valoda [Latvian] Ar šo, UBIQUITI, deklarē, ka USW-Flex ierīce, ir saskaņā ar būtiskajām prasībām un citiem attiecīgiem noteikumiem Direktīvās 2014/30/ES, 2014/35/ES. Pilns ES atbilstības deklarācijas teksts ir pieejams šādā interneta vietnē: **ui.com/compliance**

Lietuvių kalba [Lithuanian] UBIQUITI deklaruoja, kad šis USW-Flex įrenginys atitinka esminius reikalavimus ir kitas 2014/30/ES, 2014/35/ES Direktyvų nuostatas. Visas ES atitikties deklaracijos tekstas prieinamas šiuo interneto adresu: **ui.com/compliance**

Malti [Maltese] Hawnhekk, UBIQUITI, tiddikjara li dan il-mezz USW-Flex huwa konformi mar-rekwiżiti essenzjali u dispozizzjonijiet rilevanti oħrajn ta' Direttivi 2014/30/UE, 2014/35/UE. Id-dikjarazzjoni tal-konformità tista' tiġi kkonsultata minn **ui.com/compliance**

Norsk [Norwegian] Herved UBIQUITI, erklærer at denne USW-Flex enheten, er i samsvar med de grunnleggende kravene og andre relevante bestemmelser i direktivene 2014/30/EU, 2014/35/EU. Den fulle teksten til EU-samsvarserklæringen er tilgjengelig på følgende internetadresse: **ui.com/compliance**

Polski [Polish] Niniejszym, Ubiquiti Networks, oświadcza, że urządzenie USW-Flex, jest zgodny z zasadniczymi wymaganiami oraz pozostałymi stosownymi postanowieniami Dyrektyw 2014/30/UE, 2014/35/UE. Pełny tekst deklaracji zgodności UE jest dostępny pod następującym adresem internetowym: **ui.com/compliance**

Português [Portuguese] UBIQUITI declara que este dispositivo USW-Flex, está conforme com os requisitos essenciais e outras disposições das Directivas 2014/30/UE, 2014/35/UE. O texto integral da declaração de conformidade está disponível no seguinte endereço de Internet: **ui.com/compliance**

Română [Romanian] Prin prezenta, UBIQUITI declară că acest dispozitiv USW-Flex este în conformitate cu cerințele esențiale și alte prevederi relevante ale Directivelor 2014/30/UE, 2014/35/UE. Textul integral al declarației UE de conformitate este disponibil la următoarea adresă internet: **ui.com/compliance**

Slovenčina [Slovak] Týmto UBIQUITI, prehlasuje, že toto USW-Flex zariadenie, je v súlade so základnými požiadavkami a ďalšími relevantnými ustanoveniami smernice 2014/30/EÚ, 2014/35/EÚ. Úplné EÚ vyhlásenie o zhode je k dispozícii na tejto internetovej adrese: **ui.com/compliance**

Slovenščina [Slovenian] Družba UBIQUITI izjavlja, da je naprava USW-Flex v skladu z obveznimi zahtevami in drugimi ustreznimi določbami direktiv 2014/30/EU in 2014/35/EU. Celotno besedilo izjave EU o skladnosti je na voljo na naslednjem spletnem naslovu: **ui.com/compliance**

Español [Spanish] Por medio de la presente UBIQUITI declara que este dispositivo USW-Flex, cumple con los requisitos esenciales y cualesquiera otras disposiciones aplicables o exigibles de las Directivas 2014/30/UE, 2014/35/UE. El texto completo de la declaración UE de conformidad está disponible en la dirección Internet siguiente: **ui.com/compliance**

Svenska [Swedish] Härmed UBIQUITI, intygar att denna USW-Flex enhet är i överensstämmelse med de väsentliga egenskapskrav och övriga relevanta bestämmelser som framgår av direktiven 2014/30/EU, 2014/35/EU. Den fullständiga texten till EU-försäkran om överensstämmelse finns på följande webbadress: **ui.com/compliance**



Online Resources

Support help.ui.com

Community community.ui.com

Downloads downloads.ui.com

Ubiquiti Inc.
685 Third Avenue, 27th Floor
New York, NY 10017
USA

