

# Quick Start



## 1 Download the Nighthawk app to install your router

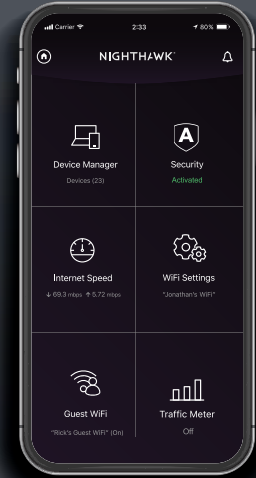
On your mobile phone, download the Nighthawk app and follow the setup instructions.



## 2 Secure your devices with NETGEAR Armor

Tap the **Security** icon in your Nighthawk app to verify that NETGEAR Armor™ is activated.

Your Nighthawk comes with NETGEAR Armor cybersecurity. Armor blocks online threats like hackers and phishing attempts on your devices.

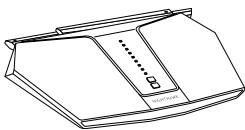


## 3 Do more with the app

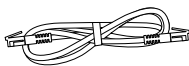
Check out everything you can do on the Nighthawk app! Run a speed test, pause the Internet, see all the connected devices, and more.

**NIGHTHAWK**

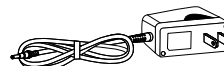
# Contents



Router

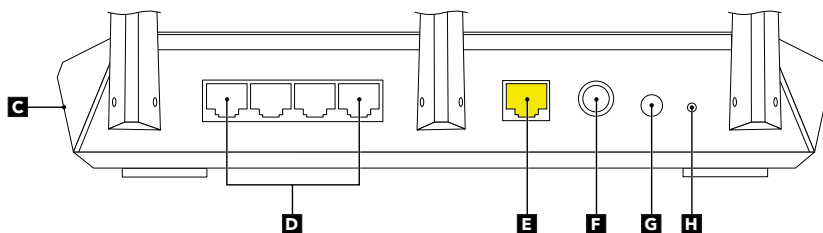
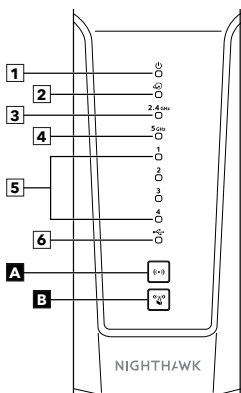


Ethernet Cable



Power Adapter  
(varies by region)

## Overview



- |                                      |                              |                           |                                  |
|--------------------------------------|------------------------------|---------------------------|----------------------------------|
| <b>A</b> WiFi On/Off Button with LED | <b>E</b> Internet Port       | <b>1</b> Power LED        | <b>5</b> Ethernet Ports 1-4 LEDs |
| <b>B</b> WPS Button with LED         | <b>F</b> Power Connector     | <b>2</b> Internet LED     | <b>6</b> USB LED                 |
| <b>C</b> USB port (not shown)        | <b>G</b> Power On/Off Button | <b>3</b> 2.4 GHz WiFi LED |                                  |
| <b>D</b> Ethernet Ports 1-4          | <b>H</b> Reset Button        | <b>4</b> 5 GHz WiFi LED   |                                  |

## Troubleshooting

If you're having problems with the installation, try one of the following:

- Turn off your modem and router and disconnect them. Reboot your modem. Reconnect your router to your modem, and try installing with the Nighthawk app again.
- If you're still unable to install your router using the Nighthawk app, manually install it using the router web interface. Visit <http://www.routerlogin.net> to access the router web interface.

For more information, visit [netgear.com/routerhelp](http://netgear.com/routerhelp).

## NETGEAR®

NETGEAR, Inc.  
350 East Plumeria Drive  
San Jose, CA 95134, USA

© NETGEAR, Inc., NETGEAR and the NETGEAR Logo are trademarks of NETGEAR, Inc. Any non-NETGEAR trademarks are used for reference purposes only.

NETGEAR INTERNATIONAL LTD  
Floor 1, Building 3,  
University Technology Centre  
Curraheen Road, Cork,  
T12EF21, Ireland

February 2021



## Support and Community

Visit [netgear.com/support](http://netgear.com/support) to get your questions answered and access the latest downloads.

You can also check out our NETGEAR Community for helpful advice at [community.netgear.com](http://community.netgear.com).

## Regulatory and Legal

Si ce produit est vendu au Canada, vous pouvez accéder à ce document en français canadien à <https://www.netgear.com/support/download/>.

(If this product is sold in Canada, you can access this document in Canadian French at <https://www.netgear.com/support/download/>.)

For regulatory compliance information including the EU Declaration of Conformity, visit <https://www.netgear.com/about/regulatory/>.

See the regulatory compliance document before connecting the power supply.

For NETGEAR's Privacy Policy, visit <https://www.netgear.com/about/privacy-policy>.

By using this device, you are agreeing to NETGEAR's Terms and Conditions at <https://www.netgear.com/about/terms-and-conditions>. If you do not agree, return the device to your place of purchase within your return period.