



# Performance 1 M

ATX Mid-Tower Gaming Case



## OPTIMAL AIRFLOW AND AESTHETICS

Perforated panels keep your system cool with a refined, modern look. Engineered for quiet confidence and clean style.

## ADJUSTABLE CENTRAL MOUNT

Features an adjustable central mount, allowing compatibility with a range of GPU and CPU-cooler sizes for greater flexibility in your build.



Max CPU-Cooler Mode



Max GPU Mode



## GENEROUS GPU COMPATIBILITY

Built to fit some of the largest GPUs, allowing the power and performance your build demands.



## EFFORTLESS ACCESSIBILITY

Tool-free side panels allow quick, easy access for upgrades and maintenance.



## VERSATILE FAN SUPPORT

Supports both 140mm and 120mm fans for flexible cooling options.



## SLEEK AND UNOBTRUSIVE

A minimalist, understated design that blends effortlessly into any setup.

## REFINED ALUMINUM FINISH

Built with aluminum side panels and an aluminum rear frame, the case offers a durable, sleek metallic finish that complements any setup.



## ROBUST CONSTRUCTION


Control with a fully CNC-machined chassis for the sturdiness and reliability you expect.

## EXTENSIVE INTERIOR

Motherboard Support	ATX
Power Header	5Pin ATX
Cable Material	Steel + Plastic + Aluminum
Side Window Material	Solid Side Panel
I/O Ports	Power, Type-C, USB-A x 4
Cable Dimensions (23Pin I/O)	324 x 171 x 260mm
Max Installation (23Pin I/O)	306 x 200 x 320mm

### Compatibility & Clearance

GPU Max Length	435mm
CPU Cooler Max Height	± 25mm (When Max GPU Thickness)
Max GPU Thickness	± 30mm (When Max GPU Cooler Height)
Total GPU Thickness + CPU Cooler Height	120mm
Max PSU CG	150 x 150 x 60 (Max) / 180L & 180W only



Main Spec		Fan Support	
Motherboard Support	ATX	Bottom	120mm x 2 / 140mm x 2
Power Header	5Pin ATX	Expansion Slots	Standard
Cable Material	Steel + Plastic + Aluminum		3 (Max GPU Mode) / 2 (Max CPU-Cooler Mode)
Side Window Material	Solid Side Panel	Drive Bays	2.5"
I/O Ports	Power, Type-C, USB-A x 4		1
Cable Dimensions (23Pin I/O)	324 x 171 x 260mm	General	
Max Installation (23Pin I/O)	306 x 200 x 320mm	Case Filter	Bottom
		Net Weight	4.65kg
		Gross Weight	5.15kg
		Warranty	3 years
		Part No.	6-761945-10166-6

## SPECIFICATION