

Outstanding Visiblity with Quiet Operation

XS series

Easily installed in store windows, LG's XS series of window facing digital signage captivates customers with its vivid image quality and quiet operation. The XS series helps businesses enhance their store's brand image while enriching the customers' shopping experience.



Outstanding Visibility with Quiet Operation

XS series

Outstanding Visibility

High Brightness

With a great brightness of 2,500 cd/m², XS series clearly delivers contents and attracts public attention, which is the ultimate display for outdoor visibility.



Visible with Polarized Sunglasses

QWP* enables clear visibility even when the viewer is wearing polarized sunglasses.



* Quarter Wave Plate

Outstanding Visibility with Quiet Operation

XS series

Quiet Operation

Fan-less Design

By eliminating the need for a cooling fan, we have made the XS series an ideal choice for the in-window environment. Its operating noise level is under 25dB, which is quieter than that of daily conversation.


XS Series
(Under 25dB)



Conversation
(50dB)




Typing
(78dB)



Space Efficiency

Slim Design

Thanks to its thin depth, the XS series takes up less space, which leads to space efficiency in an in-window environment.



83.5 mm (49")

Outstanding Visibility with Quiet Operation

XS series

User Convenience

High-Performance with webOS

Quad Core SoC* can execute several tasks at the same time without a separate media player. In addition, webOS 3.0 platform enhances user convenience with intuitive UI and simple app development tools.



*System on Chip

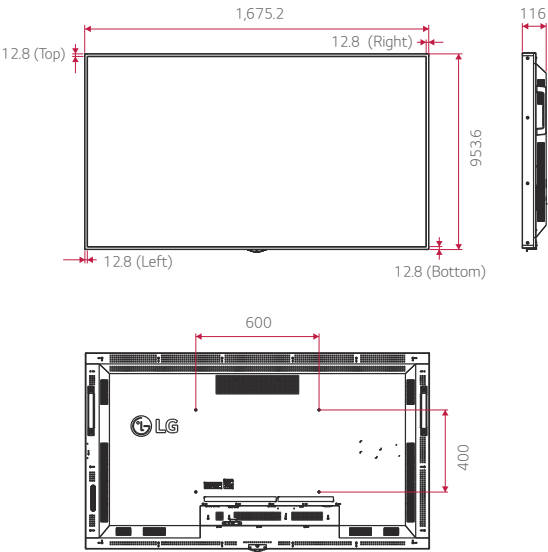
Smart Brightness Control

The auto brightness sensor and preset time scheduler save power consumption by adjusting the brightness.

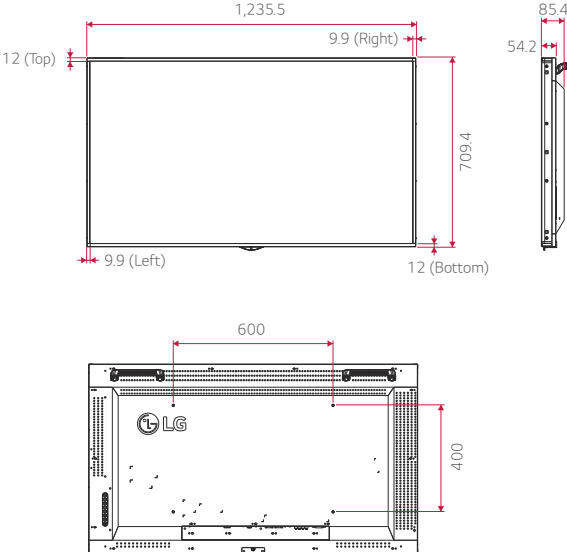


Dimension (unit: mm)

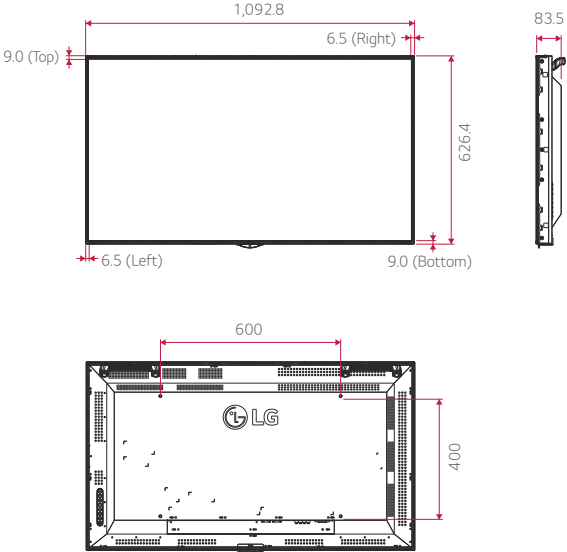
75"



55"

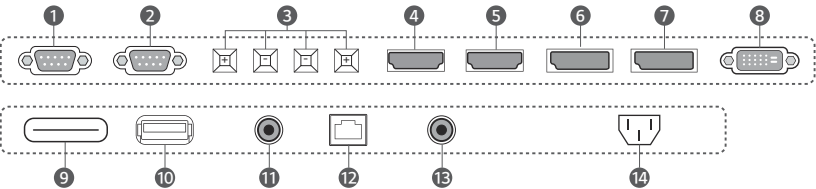


49"



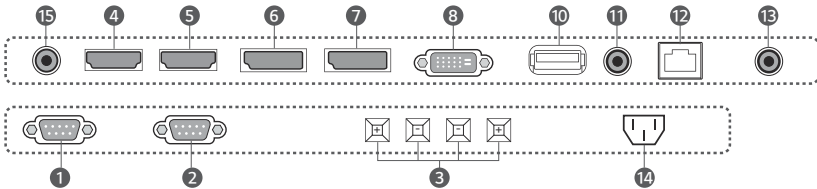
Connectivity

75"



- | | | |
|---------------------|------------|----------------------|
| 1 RS 232C IN | 6 DP IN | 11 AUDIO IN (PC) |
| 2 RS 232C OUT | 7 DP OUT | 12 LAN |
| 3 SPEAKER OUT (8 Ω) | 8 DVI-D IN | 13 PIXEL SENSOR |
| 4 HDMI IN 1 | 9 SD CARD | 14 AC IN |
| 5 HDMI IN 2 | 10 USB IN | 15 IR & LIGHT SENSOR |


55"/49"



Specifications

		75XS2C	55XS2E	49XS2E
PANEL	Screen Size	75"	55"	49"
	Panel Technology	IPS, M+ (WRGB)	IPS, M+ (WRGB)	IPS, M+ (WRGB)
	Aspect Ratio	16 : 9	16 : 9	16 : 9
	Native Resolution	3,840 x 2,160 (UHD)	1,920 x 1,080 (FHD)	1,920 x 1,080 (FHD)
	Brightness	2,500 cd/m ² (Typ.), 2,250 cd/m ² (Min.)	2,500 cd/m ² (Typ.), 2,250 cd/m ² (Min.)	2,500 cd/m ² (Typ.), 2,250 cd/m ² (Min.)
	Contrast Ratio	1,200:1	1,000:1	1,000:1
	Viewing Angle (H x V)	178 x 178	178 x 178	178 x 178
	Surface Treatment	AGLR (Haze 3%), QWP	AGLR (Haze 3%), QWP	AGLR (Haze 3%), QWP
	Lifetime	50,000 Hrs	50,000 Hrs	50,000 Hrs
CONNECTIVITY	Operation Hours	24 Hrs	24 Hrs	24 Hrs
	Orientation	Landscape & Portrait	Landscape & Portrait	Landscape & Portrait
	Input	HDMI(2), DP, DVI-D, Audio, USB, SD Card	HDMI(2), DP, DVI-D, Audio, USB	HDMI(2), DP, DVI-D, Audio, USB
	Output	DP, External Speaker (L/R)	DP, External Speaker (L/R)	DP, External Speaker (L/R)
PHYSICAL SPECIFICATION	External Control	RS232C In/out, RJ45 In, IR Receiver In, Pixel Sensor In	RS232C In/out, RJ45 In, IR Receiver In, Pixel Sensor In	RS232C In/out, RJ45 In, IR Receiver In, Pixel Sensor In
	Bezel Color	Black	Black	Black
	Bezel Width	12.8 mm (Even)	12.0 mm (T/B), 9.9 mm (L/R)	9 mm (T/B), 6.5 mm (L/R)
	Monitor Dimension (W x H x D)	1,675.2 x 953.6 x 116 mm	1,235.5 x 709.4 x 85.4 mm	1,092.8 x 626.4 x 83.5 mm
	Weight (Head)	43 kg	26.7 kg (TBD)	21.2 kg (TBD)
	Carton Dimensions (W x H x D)	1,816 x 1,106 x 285 mm	1,344 x 215 x 820 mm	1,194 x 175 x 760 mm
	Packed Weight	52.2 kg	31.9 kg (TBD)	25.7 kg (TBD)
	VESA™ Standard Mount Interface	600 x 400 mm	600 x 400 mm	600 x 400 mm
SPECIAL FEATURES	Temperature Sensor, Auto Brightness Sensor, Energy Saving, Smart Energy Saving, Tile Mode (Up to 15x15), Natural Mode@Tile Mode, Source Selection, Brightness/Contrast/Backlight, DPM Select, File Play with USB, Internal Memory, Wi-Fi Dongle Ready			
ENVIRONMENTAL CONDITIONS	Operation Temperature	0°C to 40°C	0°C to 45°C	0°C to 45°C
	Operation Humidity	10% to 85%	10% to 80%	10% to 80%
POWER	Power Type	Built-In Power	Built-In Power	Built-In Power
	Power Supply	100-240V~, 50/60Hz	100-240 V~, 50/60 Hz	100-240V~, 50/60Hz
	Power Typ. / Max.	585 W / 600 W	240 W / 250 W (TBD)	190 W / 225 W (TBD)
	Consumption Smart Energy Saving	280 W	140 W (TBD)	85 W
STANDARD (CERTIFICATION)	Safety	UL / cUL / CB / TUV	UL / cUL / CB / TUV	UL / cUL / CB / TUV
	EMC	FCC Class "A" / CE / KC / VCCI	FCC Class "A" / CE / KC	FCC Class "A" / CE / KC
	ErP / Energy Star	No / No	No / No	No / No
SOFTWARE COMPATIBILITY	Content Management Software	SuperSign CMS	SuperSign CMS	SuperSign CMS
	Control and Monitoring Software	SuperSign C	SuperSign Link	SuperSign Link
ACCESSORIES	Basic	Remote Controller (2 Batteries Included), Power Cord, HDMI Cable, Manual (ESG/EIG), IR Receiver(w/ Ambient Light Sensor)	Remote Controller (2 Batteries Included), Power Cord, HDMI Cable, Manual (ESG/EIG), IR Receiver (w/ Ambient Light Sensor)	Remote Controller(2 Batteries Included), Power Cord, HDMI Cable, Manual (ESG/EIG), IR Receiver (w/ Ambient Light Sensor)
	Optional	Wall Mount (LSW630), Pixel Sensor (KT-SP0), Wi-Fi Dongle (AN-WF500)	Landscape Wall Mount (WM-L640V), Portrait Wall Mount (WM-P640V), Pixel Sensor (KT-SP0), Wi-Fi Dongle (AN-WF500)	Landscape Wall Mount (WM-L640V), Portrait Wall Mount (WM-P640V), Pixel Sensor (KT-SP0), Wi-Fi Dongle (AN-WF500)

Download LG Commercial Display Mobile App



www.lg.com/b2b

youtube.com/c/LGECCommercialDisplay

<https://www.facebook.com/LGInformationDisplay/>

<https://www.linkedin.com/company-beta/16235211/>

LG may make changes to specifications and product descriptions without notice.

Copyright © 2018 LG Electronics Inc. All rights reserved. "LG Life's Good" is a registered trademark of LG Corp.

The names of products and brands mentioned here may be the trademarks of their respective owners.

